

THIS DRAWING IS UNPUBLISHED. RELEASED FOR PUBLICATION
 © COPYRIGHT BY TYCO ELECTRONICS CORPORATION. ALL RIGHTS RESERVED.

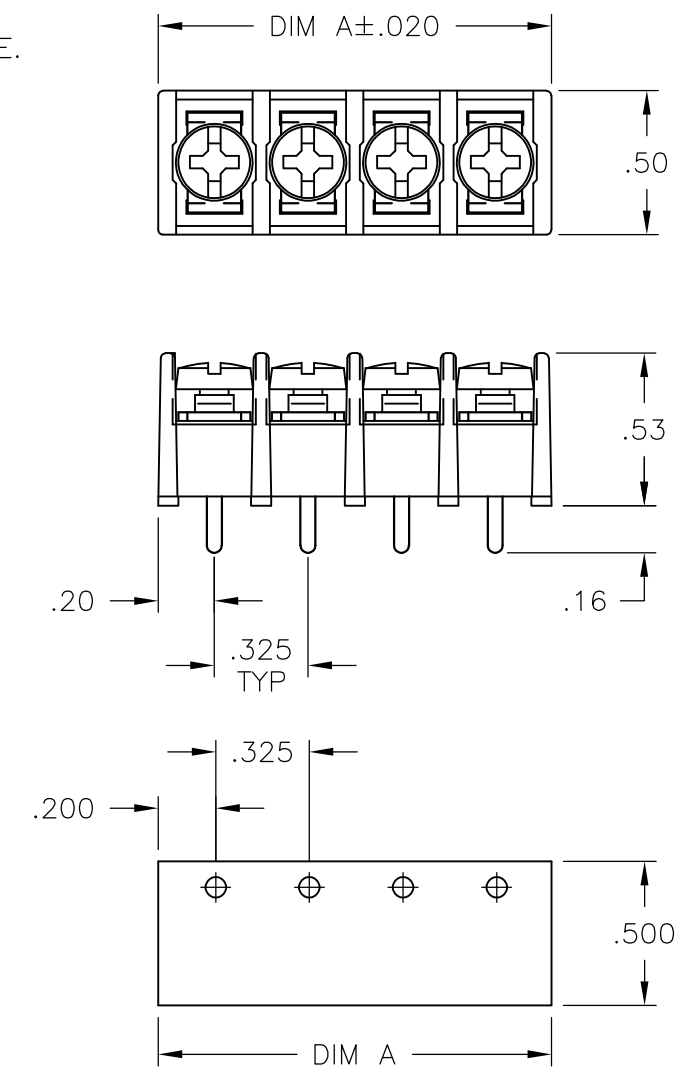
LOC	DIST	REVISIONS					
FT	0	P	LTR	DESCRIPTION	DATE	DWN	APVD
			D	REVISED PER ECO-07-014969	6/25/07	SS	SRY

MATERIAL:
 HOUSING: NYLON, UL94V-0, BLACK.
 TERMINAL: BRIGHT TIN PLATED, COPPER ALLOY.
 SCREW: 6-32, STEEL, ZINC PLATED CLEAR CHROMATE, UNLESS OTHERWISE STATED.

ELECTRICAL:
 UL CLASS C: 20A, 150V.
 UL CLASS D: 10A, 300V.
 CSA TYPE B: 20A, 300V.
 CSA TYPE C: 20A, 300V.
 CSA TYPE D: 10A, 300V.
 CSA TYPE E 20A, 300V.
 WIRE RANGE: 12-22 AWG

MECHANICAL:
 MAXIMUM TORQUE RATING: 7 IN-LB.

- ① MIDDLE TERMINAL IS ROTATED 180° FROM OTHERS. NOT TO BE USED WITH RECOMMENDED PCB LAYOUT.
- ② OBSOLETE PART NUMBER.
- ③ PRELIMINARY PART NUMBER.
- ④ SCREWS ARE NICKEL PLATED BRASS.
- ⑤ SEE FIGURE.



RECOMMENDED PCB LAYOUT

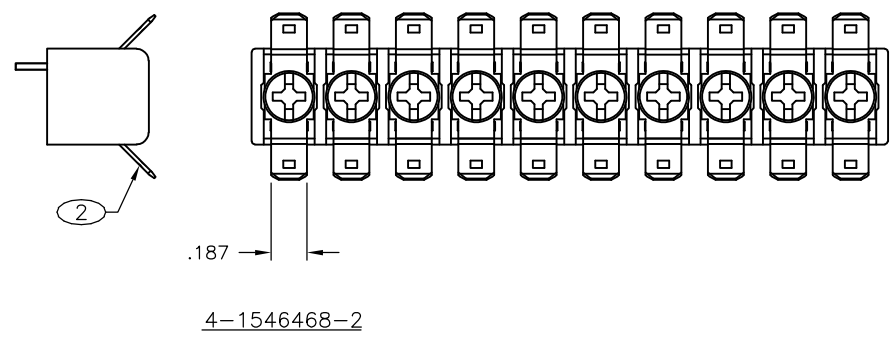

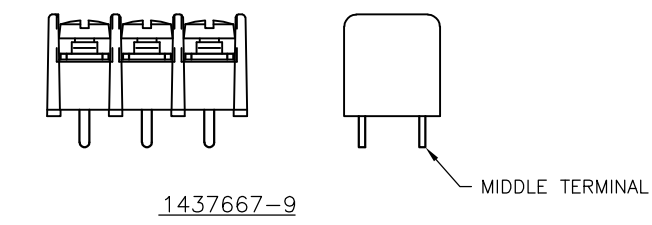
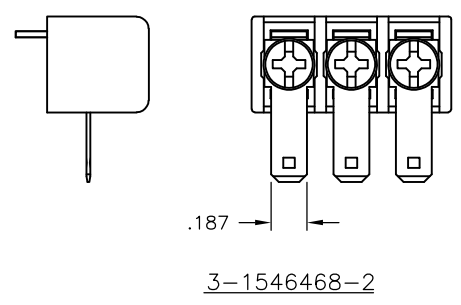
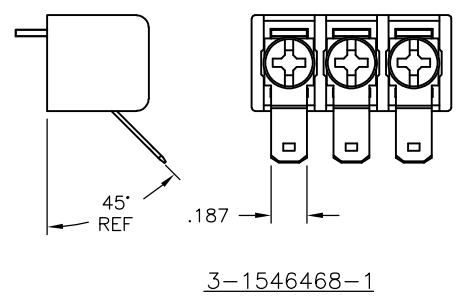
DIM A	.187 QC TAB 90° DOUBLE SIDED	.187 QC TAB 45° DOUBLE SIDED	.187 QC TAB FLAT DOUBLE SIDED	NO. OF POS.	CATALOG NUMBER	TYCO PART NO.
8.190	—	—	—	25	4DB-P107-25	2-1437667-2
7.865	—	—	—	24	4DB-P107-24	2-1546468-4
7.540	—	—	—	23	4DB-P107-23	2-1546468-3
7.215	—	—	—	22	4DB-P107-22	2-1546468-2
6.890	—	—	—	21	4DB-P107-21	2-1546468-1
6.565	—	—	—	20	4DB-P107-20	2-1546468-0
6.240	—	—	—	19	4DB-P107-19	1-1546468-9
5.915	—	—	—	18	4DB-P107-18	1-1546468-8
5.590	—	—	—	17	4DB-P107-17	1-1546468-7
5.265	—	—	—	16	4DB-P107-16	2-1437667-1
4.940	—	—	—	15	4DB-P107-15	2-1437667-0
④③ 4.615	—	—	—	14	4DB-P105-14	4-1546468-0
4.615	—	—	—	14	4DB-P107-14	1-1546468-4
④③ 4.290	—	—	—	13	4DB-P107-13	1-1546468-3
④③ 3.965	—	—	—	12	4DB-P105-12	3-1546468-9
3.965	—	—	—	12	4DB-P107-12	1-1437667-9
3.640	—	—	—	11	4DB-P107-11	1-1437667-8
⑤④③ 3.315	—	10	—	10	4DB-P105-10-104	4-1546468-2
3.315	—	—	—	10	4DB-P107-10	1-1437667-7
2.990	—	—	—	9	4DB-P105-09	3-1546468-8
2.990	—	—	—	9	4DB-P107-09	1-1437667-6
④③ 2.665	—	—	—	8	4DB-P105-08	3-1546468-7
2.665	—	—	—	8	4DB-P107-08	1-1437667-5
④③ 2.340	—	—	—	7	4DB-P105-07	3-1546468-6
2.340	—	—	—	7	4DB-P107-07	1-1437667-4
④③ 2.015	—	—	—	6	4DB-P105-06	3-1546468-5
2.015	—	—	—	6	4DB-P107-06	1-1437667-2
④③ 1.690	—	—	—	5	4DB-P105-05	3-1546468-4
1.690	—	—	—	5	4DB-P107-05	1-1437667-1
④③ 1.365	—	—	—	4	4DB-P105-04	3-1546468-3
1.365	—	—	—	4	4DB-P107-04	1-1437667-0
SEE FIGURE ①② 1.040	—	—	—	3	4DB-P107-03-070	1437667-9
SEE FIGURE ③ 1.040	—	—	—	3	4DB-P107-03-096	3-1546468-2
SEE FIGURE 1.040	—	—	—	3	4DB-P107-03-095	3-1546468-1
1.040	—	—	—	3	4DB-P107-03	1437667-7
④③ .715	—	—	—	2	4DB-P105-02	4-1546468-3
.715	—	—	—	2	4DB-P107-02	1437667-6

SEE FIGURE ①②
 SEE FIGURE ③
 SEE FIGURE

THIS DRAWING IS A CONTROLLED DOCUMENT.		DWN S SCHLEGEL 10/19/04	Tyco Electronics Corporation Harrisburg, Pa 17105-3608	
DIMENSIONS: INCHES	TOLERANCES UNLESS OTHERWISE SPECIFIED:	CHK S YODER 10/19/04	NAME	
	0 PLC ± -	APVD S YODER 10/19/04	4DB SERIES	
	1 PLC ± -	PRODUCT SPEC	P107 STYLE	
	2 PLC ± .02	APPLICATION SPEC	SIZE	CAGE CODE
	3 PLC ± .010		A3	00779
	4 PLC ± -	WEIGHT	DRAWING NO	RESTRICTED TO
	ANGLES ± 2°		C-1437667-6	
MATERIAL	FINISH	CUSTOMER DRAWING		SCALE NTS SHEET 1 OF 2 REV D

THIS DRAWING IS UNPUBLISHED. RELEASED FOR PUBLICATION
 © COPYRIGHT - BY TYCO ELECTRONICS CORPORATION. ALL RIGHTS RESERVED.

LOC	DIST	REVISIONS					
FT	0	P	LTR	DESCRIPTION	DATE	DWN	APVD
		-		SEE SHEET 1	-	-	-



$\Delta \Delta \Delta$ 5/4/3	9.815	30	-	-	30	4DB-P105-30-103	4-1546468-1
	9.815	-	-	-	30	4DB-P107-30	3-1546468-0
	9.490	-	-	-	29	4DB-P107-29	2-1546468-9
	9.165	-	-	-	28	4DB-P107-28	2-1546468-8
	8.840	-	-	-	27	4DB-P107-27	2-1546468-7
	8.515	-	-	-	26	4DB-P107-26	2-1437667-3
	DIM A	.187 QC TAB 90° DOUBLE SIDED ③	.187 QC TAB 45° DOUBLE SIDED ②	.187 QC TAB FLAT DOUBLE SIDED ①	NO. OF POS.	CATALOG NUMBER	TYCO PART NO.

THIS DRAWING IS A CONTROLLED DOCUMENT.		DWN S SCHLEGEL 10/19/04	Tyco Electronics Corporation Harrisburg, Pa 17105-3608	
DIMENSIONS: INCHES	TOLERANCES UNLESS OTHERWISE SPECIFIED:	CHK S YODER 10/19/04	NAME	
	0 PLC ± -	APVD S YODER 10/19/04	4DB SERIES	
	1 PLC ± -	PRODUCT SPEC	P107 STYLE	
	2 PLC ± .02	APPLICATION SPEC	SIZE	CAGE CODE
	3 PLC ± .010	WEIGHT	A3	00779
MATERIAL	FINISH	CUSTOMER DRAWING	DRAWING NO	RESTRICTED TO
			C-1437667-6	-
SCALE NTS			SHEET 2 OF 2	REV D